

HVAC Equipment Catalog

SEPTEMBER 2022

EMPRO HYDRAULIC 52" SHEARS

- Capacity: 14ga and 10ga mild steel
- Includes: 24" rack and pinion back gauge, front material support arms
- Single stroke, continuous stroke and jog modes

Model	Description	Prices	Special
H5214	52" x 14ga Hyd Shear 220/1 Phase	\$14,995	-
	52" x 14ga Hyd Shear 220/3 Phase	\$13,995	\$12,995
	52" x 14ga Hyd Shear 575/3 Phase	\$13,995	\$12,995

Model	Description	Prices	Special
H5210	52" x 10ga Hyd Shear 220/1 Phase	\$18,995	\$16,995
	52" x 10ga Hyd Shear 220/3 Phase	\$17,995	\$15,995
	52" x 14ga Hyd Shear 575/3 Phase	\$17,995	\$15,995

H6014 also available for \$15,995

[LEARN MORE](#)



JOUANEL CGI3080A-BAE SHEAR


- Model: CGI3080-BAE
- Cutting Length: 10ft
- Capacity: 14ga aluminum, 16ga mild steel
- Speed: 25 strokes/minute
- Sheet support system
- Front material return with mobile cart
- Adjustable backgauge fingers
- CNC touch screen control
- Motorized backgauge
- Electrics: 220V 3PH 60Hz

\$49,995

[LEARN MORE](#)



 **MADE IN FRANCE**



EMPRO SPOTWELDERS

25KVA | 35KVA | 50KVA (Air & Foot Operated)


Model	Description	Price
PB126S2	25 KVA Foot w/Simple S2 Control	\$7,330
PBP126S2	25 KVA Air w/Simple S2 Control	\$7,475
PBP126PX	25 KVA Air w/Programmable PX1700 Control	\$7,840
PBP136PX	35 KVA Air w/Programmable PX1700 Control	\$8,435
PBP151PX	50 KVA Air w/Programmable PX1700 Control	\$9,810

Prices shown: 220 volt single Phase, 575 volt optional

Prices shown: 24" arm length, 30" arms optional


EMPRO

**INCREASE PRODUCTION QUALITY
AND YOUR PROFIT**



**MODEL PBP
AIR OPERATED**

[LEARN MORE](#)



**MODEL PB
FOOT OPERATED**

[LEARN MORE](#)

GRIPNAIL MODEL 7105HS "HIGH SPEED" GLIDING HEAD POWER PINNER

- Moving head: Speeds production
- Flange cutouts: Permit continuous lining of flat or L section flanged duct
- New improved reliability: The PowerPinner Glider 7105 Moving Head Welder uses a PLC (Programmable Logic Control) and non-contact proximity sensors in place of pneumatic valves and mechanical actuators
- Easy to operate: Simple logical controls reduce operation training
- Standard 5 foot throat: Fastens large duct sections, reducing material handling

\$27,995

[LEARN MORE](#)



EMPRO MANUAL SLIP ROLLERS

SPECIAL INVENTORY CLEAROUT

- Capacity: 50" x 16ga
- Roll diameter: 3"
- Polished and ground rolls
- Floor stand included

\$3,395 \$2,795

[LEARN MORE](#)



EMPRO POWERED SLIP ROLLERS

	R-2420	R-5016E	
Capacity	24" x 20ga	50" x 16ga	
Roll Diameter	2"	3"	
Price	\$4,395 \$3,595	\$5,695 \$6,195	\$5,495 \$5,995
Power	220/1/60	220/1/60	220/3/60
Notes	Available with polished and ground rolls		

[LEARN MORE](#)



FLAGLER QUADFORMER

- “S” cleat rolls (22ga max.) and drive cleat rolls (20ga max.) (inboard)
- Includes quad cutter slitting attachment and male/female button lock rolls (outboard)
- Motor: 5HP 230-460V 60 Hz, 3PH
- Speed: 100fpm

\$37,995

[LEARN MORE](#)



FLAGLER HYBRID CLEAT BENDER

- Model: EC 30
- Max. capacity: 20ga mild steel
- Bending Length: 36"
- Open throat design
- Large feed and side tables
- Hardened bending bar
- Speed: 2 seconds cycle time
- Electrics: 220V 3PH 60Hz

\$23,995

[LEARN MORE](#)



FLAGLER 20-30ga BUTTON LOCK

- Capacity: 20-30ga
- Depth of pocket: 1/2"
- Speed: Approx. 100ft/min
- Electrics: 5HP 230/460V/3PH
- Approx weight: 1000lbs

\$24,295

[LEARN MORE](#)



EMPRO 4ft 12ga HEAVY DUTY BOX & PAN BRAKE

- Model: V-412-6
- Capacity: 12ga mild steel, 16ga stainless steel
- Bending length: 48"
- Bending angle 0-135°
- Min. reverse bend: 1/2"
- Box depth: 6"

\$8,995 (Also available in V-812-6 model for **\$12,495**)

[LEARN MORE](#)



EMPRO HYDRAULIC BOX & PAN BRAKES

- Model: VH-1010-6
- Controllable bend angle with automatic return
- Hydraulic clamping
- Adjustable beam for varying metal thicknesses
- Assorted finger sizes – 6" box depth
- 220V/440V/575V, 3PH, 60Hz
- Hydraulic oil included
- Beam adjustment: 1"
- Includes front and rear safety lights

\$41,995

[LEARN MORE](#)





IPI PRO-DUCTOMATIC FRONT-END COIL LINE

Every IPI Pro-Ductomatic Front-End Coil Line System has been designed to maximize your return on investment by delivering years of reliable production. Designed for Light to Heavy Duty Commercial applications. Plus, IPI has always designed in the capability to add on to make this system a complete Automated Duct Line.

Pro-Ductomatic Front-End Coil Line System provides you with the fastest feed rate in the industry and the most economical footprint in the world.

Call for pricing

[LEARN MORE](#)



IPI PRO-FABRIDUCT COIL LINE

IPI Pro-Fabriduct Coil line - Truly the most Advanced Complete Coil Line produced in the industry today. Leverages footprint, speed and production rates along with tolerances NO other HVAC coil line can match!

- In-Line Plasma Cutting
- PLC controlled Tie-Rod Hole Punching
- Cold Sealant System
- Hot Melt Sealant System
- Welded Duct Companion Flange
- Coil Line Download

Call for pricing

[LEARN MORE](#)



DUAL SIDE DRIVE PLASMA TABLE


IN STOCK

- Model: 510
- Cutting area: 5'x10'
- Compact unitized construction
- Fully-welded frame, heavy duty material support
- 6"x6" precision machined aluminum gantry engineered for maximum stiffness, 5.5" clearance under gantry
- Oversized self-cleaning dual v-groove bearings riding on hardened machined v-guide rails
- Dual linear bearings on Z axis for smooth lifter motion
- Powerful stepper motors with zero backlash drive system
- Torch height controller with roller ball
- Touchscreen controller in industrial housing
- Integrated SilverNest CAD/CAM/CNC software designed to be user friendly for the novice or the experienced operator
- Laser cut slat brackets with offset slat pattern for increased table rigidity
- Dual side drive with fully enclosed Z axis motor, custom end trucks, all axis cable track


Starting at \$55,995 \$53,995 (September ONLY)

LEARN MORE

EMPRO



INSTALLATION
& TRAINING
INCLUDED




TIN KNOCKER BARFOLDER

- Model: TK No. 30
- Capacity: 22ga
- Max. folding length: 30"
- Flange width range: 1/8"-1"
- Dimensions: 48" x 20" x 13"
- Shipping weight: 334 lbs.

\$5,045 \$4,795


LEARN MORE



TINKNOCKER MANUAL BENCH MODEL BOX & PAN BRAKES

Model	TK 2248	TK 1648
Capacity	4ft 22ga	4ft 16ga
Max. beam lift	7/8"	1.25"
Max. box depth	3"	4"
Min. reverse bend	5/16"	0.25"
Min. flange	3/8"	1"
Dimensions	64"x28"x32"	64"x28"x32"
Weight	356 lbs	493 lbs
Price	\$1,995 \$1,595	\$2,895 \$2,595

LEARN MORE



TIN KNOCKER MANUAL INITIAL PINCH (SLIP) ROLLER

- Model: TK2236
- Length of rolls: 36"
- Capacity: 22ga mild steel
- Roll Diameter: 2"
- Complete with wire grooves
- Weight: 267 lbs
- Dimensions: 60"x22"x24"
- Shown with optional stand

\$1,995 \$1,795

LEARN MORE



TIN KNOCKER 20ga PITTSBURGH ROLLFORMER

- Model: TK20
- Capacity: 20ga & lighter
- Depth of pocket: 5/16" width
- Extended shafts for auxiliary rolls
- Speed: Approx. 23ft/minute
- Dimensions: 36" L x 16.5" W x 37" H
- Shipping Weight: 320lbs

\$8,395 \$7,695

[LEARN MORE](#)



TIN KNOCKER 24ga PITTSBURGH ROLLFORMER

- Model: TK 24
- Capacity: 24ga mild steel
- Depth of pocket: Approx. 5/16" with hammer edge of 3/8"
- Speed: Approx. 35 FPM
- Flange height: 3/16" (4.76mm)
- Electrics: 115V 1PH 60Hz

\$4,995 \$4,495

[LEARN MORE](#)




TIN KNOCKER MANUAL FOOT SQUARING SHEAR

- Model: TK1652
- Capacity: 16GA Mild Steel
- Shearing Length: 52"
- Back Gauge: 25" with Engraved Rule
- Floor Space: 60" x 72"
- Dimensions: 60 x 34 x 42 in
- Weight: 1215 lbs

\$5,395 \$5,195

[LEARN MORE](#)





390 Eagle Drive
Winnipeg, MB
R3C 2E6 Canada

sales@empire-machinery.com
1.800.665.8089
empire-machinery.com

Prices are subject to change without notice.
All prices are in Canadian dollars unless
otherwise stated.